





# Brandon Medical ERB Selection Chart

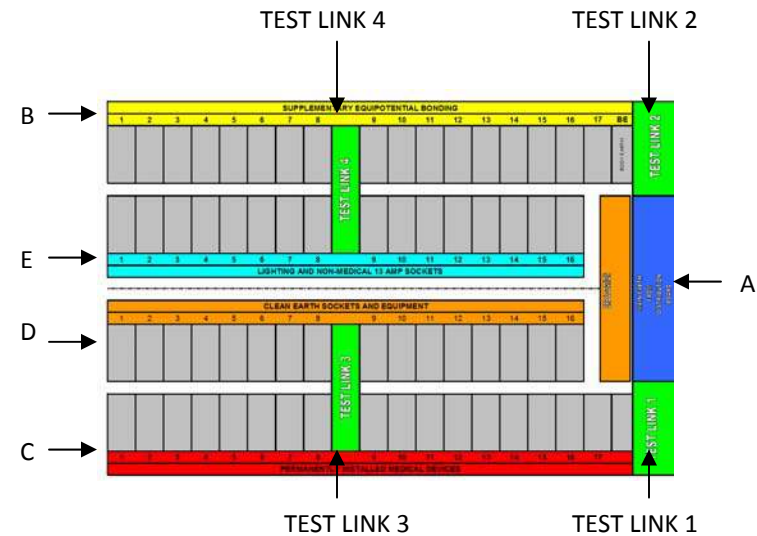
ERB Model	ERB320FF	ERB320FS	ERB630FF	ERB630FS
Area Used	Single / Multi Patient	Single / Multi Patient	High Current Single / Multi Patient	High Current Single / Multi Patient
Nominal Rating	320A	320A	630A	630A
Actual Rating	350A	350A	700A	700A
Cover Options	Flush	Surface	Flush	Surface
ERB Size h x w x d	Facia: 380 x 550 x 93 Back Box: 350 x 520 x 80	Facia: 355 x 525 x 93 Back Box: 350 x 520 x 80	Facia: 380 x 550 x 93 Back Box: 350 x 520 x 80	Facia: 355 x 525 x 93 Back Box: 350 x 520 x 80
Orientation	Landscape	Landscape	Landscape	Landscape
Weight	8 kg	8 kg	8.3kg	8.3kg
Material	Steel / Brass / Perspex	Steel / Brass / Perspex	Steel / Brass / Perspex	Steel / Brass / Perspex
'Non Ferrous' Version Material	Perspex / Brass / Copper / Stainless Steel	Perspex / Brass / Copper / Stainless Steel	Perspex / Brass / Copper / Stainless Steel	Perspex / Brass / Copper / Stainless Steel
Main Bar Cross Section	100mm <sup>2</sup>	100mm <sup>2</sup>	300mm <sup>2</sup>	300mm <sup>2</sup>
Number of Terminals	See Page 2	See Page 2	See Page 2	See Page 2
Main Incomer Terminal	1 x 10mm	1 x 10mm	1 x 12mm	1 x 12mm
Order Number	OTMPERB320FF	OTMPERB320FS	OTMPERB630FF	OTMPERB630FS
Features	<ul style="list-style-type: none"> <li>- Colour Indicator</li> <li>- Printable Legend System</li> <li>- Printable Acetate</li> <li>- Easily removable links</li> <li>- Reconfigurable to suit room &amp; application</li> </ul>	<ul style="list-style-type: none"> <li>- Colour Indicator</li> <li>- Printable Legend System</li> <li>- Printable Acetate</li> <li>- Easily removable links</li> <li>- Reconfigurable to suit room &amp; application</li> </ul>	<ul style="list-style-type: none"> <li>- Colour Indicator</li> <li>- Printable Legend System</li> <li>- Printable Acetate</li> <li>- Easily removable links</li> <li>- Reconfigurable to suit room &amp; application</li> </ul>	<ul style="list-style-type: none"> <li>- Colour Indicator</li> <li>- Printable Legend System</li> <li>- Printable Acetate</li> <li>- Easily removable links</li> <li>- Reconfigurable to suit room &amp; application</li> </ul>



# Number of Terminals & Size

## Standard Configuration

	Main Earth from Distribution Board	Supplementary Equipotential Bonding	Permanently Installed Medical Devices	Clean Earth Sockets and Equipment	Lighting and non Medical Equipments 13A Sockets
ERB Model	Bar A	Bar B	Bar C	Bar D	Bar E
ERB320FF	1 x 10mm	17 x 6mm	17 x 6mm	16 x 6mm	16 x 6mm
ERB320FS	1 x 10mm	17 x 6mm	17 x 6mm	16 x 6mm	16 x 6mm
ERB630FF	1 x 12mm	17 x 8mm	17 x 8mm	16 x 6mm	16 x 6mm
ERB630FS	1 x 12mm	17 x 8mm	17 x 8mm	16 x 6mm	16 x 6mm



## Multi Patient Configuration

	Main Earth from Distribution Board	Supplementary Equipotential Bonding	Permanently Installed Medical Devices	Clean Earth Sockets and Equipment	
ERB Model	Bar A	Bar B	Bar C	Bar D	Bar E
ERB320FF	1 x 10mm	18 x 6mm	17 x 6mm	15 x 6mm	16 x 6mm
ERB320FS	1 x 10mm	18 x 6mm	17 x 6mm	15 x 6mm	16 x 6mm
ERB630FF	1 x 12mm	17 x 8mm + 1 x 6mm	17 x 8mm	15 x 6mm	16 x 6mm
ERB630FS	1 x 12mm	17 x 8mm + 1 x 6mm	17 x 8mm	15 x 6mm	16 x 6mm

